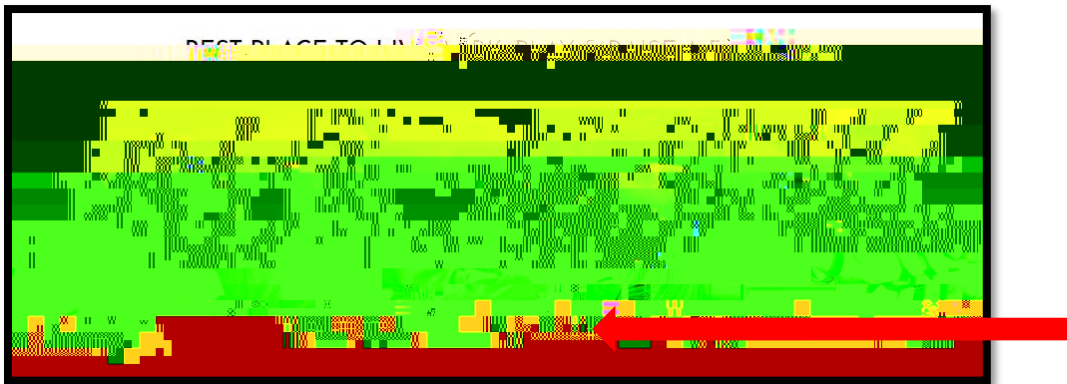





1. Go to www.cajonvalley.net, and scroll down and click the  on the right side of the page.




2. Scroll down to the 'NEW WIRELESS-NFTW' section.



3. You will login again using your HelloID login information:



4. Once logged in, click on the Employee Resources drop-down menu:



5. Select the Forward Address changes (you will need to enter the last 4 of your SSN):

